



Student Handbook

St. Mary's University
Twickenham Campus

standrewscollege.com



Contents

Introduction	3
Campus Staff	4
Senior Staff	5
Campus Information	6
Campus Facilities	7
Care & Welfare	8
Welfare Coordinator	9
Your English Lessons	10
Teaching & Learning	11
Your Student Diary	12
Activities	13
Excursions	14
Sample Two Week Programme	15
Rules & Regulations	16
Positive Behaviour Policy	17
Online Safety	18
Complaints & Abusive Behaviour	19
British Culture	20
NHS	22
Religion	23
Emergencies & Fire	24
Contact us	25

“Our promise is to enable all students who study with St Andrew’s College Language Schools Ltd to “Live the Language” during their stay in the friendly, cultural and beautiful places of Britain and to ensure a safe and quality learning experience that will be remembered for a lifetime.”



Introduction

St Andrew's College Language Schools welcomes students from all cultures and backgrounds and we take pride in our efforts to create an educational and social atmosphere which is inclusive of everyone, regardless of race, religion, gender or sexual orientation. St Andrew's College Language Schools promote good race relations and support practices which ensure equal opportunities for students. Our overall aim is to fully understand and meet the needs of all students. Please take time to read this handbook and we hope that you will have an enjoyable experience 'Living the Language' at St Andrew's College Language Schools.



London

- Capital city of England and one of the most famous and multi-cultural cities in the world
- Over 15 million tourists visit London every year
- London has something for everyone!

Twickenham Campus

The Twickenham Campus, is located next to the lovely Strawberry Hill House, in West London,. It has some excellent teaching, living and sporting facilities.

Twickenham also has:

- Free Wi-Fi
- A large green spaces, perfect for playing sports
- Coffee Shop and Indoor sports facilities on campus
- Modern accommodation with single ensuite and shared bedrooms.
- A safe and secure environment with a 24hr security presence, CCTV and secure access entry systems

Travel & Transport

- The campus is within a 5–7min walk to Strawberry Hill train station which takes you directly to London City Centre.
- All London journeys on the student excursion programme will be by train. Any journeys outside of London will be by private coach.

Campus Staff

These are some of the important people you will meet and work with every day.

You can contact them 24 hours a day by telephone.

They want to make sure your stay at St Andrew's College Language Schools is very safe and enjoyable!

Centre Manager	+44 (0) 7526504444
Centre Manager	+44 (0) 7526504714
Excursion Manager	+44 (0) 7790847377
Excursion Manager	+44 (0) 7709847375
Activity Manager	+44 (0) 7708390814
Welfare Coordinator	+44 (0) 7708390748
Welfare Coordinator	+44 (0) 7708390819
Welfare Coordinator	+44 (0) 7708390859



Staff Roles

The Centre Manager looks after all aspects of the campus, managing staff, planning and solving problems quickly and helpfully.

The Activity & Excursion Managers plan and organise the activity and excursion programme and manage the Activity Leaders.

The Welfare Coordinators are there to look after the 'welfare' of all our students including individual students (students without a group leader). They will be friendly and check that you are happy, healthy and safe.

Activity Leaders look after you during activities and excursions. They will be wearing purple t-shirts.

The Director of Studies will organise your English level test, English timetable, classes and certificates.

The English Language Teachers will teach you during your English classes.

All St Andrew's College Language Schools staff will wear a white lanyard (ID) with their name on it.

All non-academic staff will also wear purple t-shirts.

Senior Staff

In addition to the staff on your campus there are also Senior Managers. You can contact the Senior Managers 24 hours a day. They are:



Simon McMillan
Managing Director
+44 (0) 7701022664



Jamie Nolan
Director of Studies
+44 (0) 7738497793



Ally Connet
Summer School
Operations Manager:
England
+44 (0) 7708390875



Shannon Sweeney
Summer School Senior
Operations Coordinator:
England
+44 (0) 7936682447

Our Hope

You should always be happy in your English classes, activities, excursions and free time at St Andrew's College Language Schools. Our staff will be there to help you out!

All St Andrew's College Language Schools' staff are responsible for the welfare, safety and security of all students staying with us. They can give support, advice and help to all students and can be contacted 24 hours a day.

All staff have a duty of pastoral care and carry out this duty as it is described in the pastoral care policy. There will be a copy in the staff office which you can read at any time.

Campus Information

Eating

Breakfast: 07.30 – 08.30*

Continental breakfast, fresh orange, tea and coffee.

Lunch: 12.30 – 13.30*

Soup, salad bar, main course, vegetables, fruit, dessert, water, tea and coffee.

Dinner 18.00 – 19.30*

Salad bar, main course, vegetables, fruit, dessert, water, tea and coffee.

The Dining Room is modern and well-appointed with in-house catering.

There will be Activity Leaders helping at Breakfast, Lunch and Dinner.

- Students should carry their food on a tray
- Return trays to correct place when finished
- Please tidy up before you leave

*Times are approximate

Accommodation

The student accommodation at St. Mary's is on campus. You will stay in flats which have single en-suite bedrooms or private bedroom with shared bathroom facilities.

The flats have small kitchens, clean facilities and free Wi-Fi. Every flat has a shared sitting area where you can talk and relax with your friends.

Your safety is always very important. The campus has a 24hr security presence, CCTV and secure access entry systems.

Damage Deposit

When you arrive you must pay £60 / €70 because you might damage something or lose your room key.

You will get the money back when you leave if you do not break/ damage anything or lose your key. Please note that damages/ key replacement costs may vary according to specific university policies.



Lunch

On full-day excursions you will get a packed lunch



Facilities

Your Campus has the following Facilities which you can use...

- **Sports hall**
- **Campus shop**
- **Cafe**
- **Green outdoor spaces**



Laundry Service

The laundry on campus is open 24 hours a day..

The machines are operated via an app, the instructions will be available on campus.

The price for a wash is approximately £3.00 and to dry it is £2.50.



Internet (WIFI)

The WIFI network is on campus for you to use. It is called Glide.

You can register/log-on online with your email address.

Choose the network on your device. On opening a browser, you will be asked to register for an account with Student.com or use your existing account if you are already a user of this service.

The internet service is secure and there is strict filtering in force for all internet use.

In addition, free internet can be used in many public places such as cafes and shops.

All internet and computer use on campus should be safe for your age.



Care & Welfare

Before you arrive

You will get an email with an E-Student Handbook (the same as this handbook).

When you arrive

Our staff will meet you and tell you about...

- The campus rules and good behaviour amongst students
- Fire procedures
- Emergency numbers
- Helpful tips and ideas for staying safe in the UK



You'll meet:

- St Andrew's College staff - our staff wear purple uniforms and white ID lanyards
- The Welfare Coordinators (the 'named' people on campus)
- First Aid staff



We'll give you:

- Your room key for accommodation
- Your identity (ID) tags/lanyard, with 24-hour emergency numbers **(You must always wear this).**



When you are here

All our staff will be supervising you and looking after you.

- During English lessons
- During all activities and excursions
- Sometimes your Group Leader will look after you



We'll show you the important places on your campus.
Watch and listen carefully!!

Welfare Coordinator

On every campus, there is at least one Student Welfare Coordinator. This person will be friendly, approachable and well trained to help our students throughout their stay.

Individual students

- If you do not have a group/group leader you are an 'individual student'
- The Welfare Coordinator will look after you and check that you are making friends and are happy, healthy & safe

All students will have 24 hour, on campus, emergency assistance.

Additional Support

We can help you with:

- Medical matters
- Confidential counselling and support
- Advice on local religious and cultural organisations
- Communication with parents and group leaders
- Assistance with visa applications for our summer schools, & anything else
- If you have any concerns speak to your Welfare Coordinator

If you need help, talk to us!!

HELP! What should I do?

Need Help? Talk to us!

If you need help, please talk to a member of staff at St Andrew's College Language Schools.

We want to help you!

Childline

If you have a problem and do not want to speak to our staff, you can call Childline.

Childline is a charity in Britain. They can help all people aged under 19 in the UK with personal problems.

With big or small problems, they have trained counsellors who can support you. A counsellor is a person who can give advice on personal problems.

Childline is free, confidential (private) and available 24 hours.

Childline Number +44 (0) 800 1111

childline

ONLINE, ON THE PHONE, ANYTIME

Promote Core British Values

- Democracy
- The rule of law
- Individual liberty
- Respectful tolerance of different faiths or beliefs

Remember!!! Our campus staff wear purple t-shirts and St Andrew's identity (ID) tags.



Your English Lessons

Your English language classes/lessons are for young people aged between 11 and 18.

There are 5 levels of English: CEFR A1+ - C1+

First Lesson = Level Test

In the first lesson you will sit an English language level test. This will tell us which class will be best for you.



The English Lessons

- You will receive 15 hours of lessons per week
 - You will have a short break between lessons
 - There will be up to 18 students in your class
 - Classrooms will be modern with WIFI, projectors or smart boards
- *see campus programme



Final Lesson = Certificates

Before you go home, you will get a personal certificate.

On the certificate will be:

- Your name
- Campus
- Dates of study
- CEFR level of your lessons and commitment to learning



Teaching & Learning

Your Teachers

Your English language teachers enjoy teaching young people and want to help you learn.

Your teachers will be:

- **Friendly**
- **Helpful**
- **Knowledgeable**

St Andrews College Language Schools' Book

You will get

- St Andrew's College Language Schools Student Book

Your Student Book is for:

- English lessons

After your course you can:

- Review vocabulary
- Remember lessons
- Complete any extra exercises
- Keep in touch with new friends (in English!)

Learning

You will:

- Learn general English through topics of interest to young people
- Take part in conversations and activities with other students, in group and pair work
- Practise new vocabulary and "use of English" through your student book, student diary activities, and class projects
- Think about your learning through discussions, self assessment and personal learning plans

Sometimes, your teacher will take you outside of the classroom for your lesson. This will help you to become more confident using everyday English and will help you learn about the UK.

The course structure of each level is at the front of your Student Book and on our website.



Student Diary

Your student diary is for:

- English Lessons
- Trips and excursions
- Campus information
- Names of staff
- Activities
- New vocabulary

On your first day

You can access your Student Diary on the APP. You can note any important information you hear about...

- Members of staff
- The campus
- Meal times
- The activity programme
- The trips you will go on

In class

You can also use your Student Diary in class to...

- Write new words/phrases
- Learn about your teachers and classmates
- See what you have learnt each week

On trips

Remember to use your Student Diary. You will be able to use it for the following:

- Learn about the place you are going to
- Do activities at different places
- Write down where and when to meet the activity leader



1. Word search

T	I	W	I	Q	V	K	F	X
C	Z	L	X	B	E	I	H	E
L	E	A	Y	R	M	X	Z	F
R	H	F	N	C	N	L	Y	R
W	M	B	F	F	T	H	J	G
L	W	O	Y	D	K	Z	K	P
X	S	C	O	T	L	A	N	
	A	O	J	E	J	I		

Activities

Look for the weekly programme on the notice board for details of activities on offer and the location where the activity is taking place.

You will do many different types of sports and activities with St Andrew's College Language Schools and you will be able to choose the activities that you want to do.

To choose your activity, just write your name on the activity sheet that you prefer.

- The sports and activities in Twickenham will take place in the evenings
- The activities are organised and supervised by our friendly Activity Leaders
- During the activities, you will meet new students and you can practise your English language skills



Evening Activities

In the evenings you will have the opportunity to participate in fun activities interacting with the rest of the students on campus. During these activities you will meet friends from different cultures, relax and, of course, practise your English.

Our activities and sports are carefully planned for all ages, abilities and interests.

Some examples of activities are:

- Football, Volleyball, Basketball and Handball
- Rugby and American Football
- Indoor Hockey and Rounders
- Art & Craft Workshop
- Badminton
- Cultural Walks
- Jewellery Making and Nail Art workshops
- Drama workshops



Excursions

You will have 3 full-day excursions a week with an optional day too.

A very important part of visiting the UK is enjoying the culture, history and beauty of the country. Your excursion programme has been carefully planned so that you can see and learn about many new things.

Your Student Diary has information and activities about the places you will go to. The teachers and activity leaders will also help you with facts and information about your visits.


Safety on excursions

- When you travel by bus, you must wear a seat belt and stay in your seat
- Always stay with 3 or more students
- Do not take anything from strangers
- Please listen carefully for all meeting places and times

Your safety and security is very important and we will be looking after you on your excursions to check that you are safe, happy and learning about the UK.



Safety

- 
1. **Walk on the pavement.**
 2. **When crossing the road, look right/left right. (Cars drive on the left side in the UK).**
 3. **Don't carry lots of money with you when you are out.**
 4. **Look after your bag and jacket.**
 5. **Walk away from difficult situations.**
 6. **Be quick and careful using a mobile phone. Keep your phone safe.**
 7. **Stay with your friends (groups of 3 or more).**
 8. **Tell an adult where you are going.**
 9. **Always wear your ID/lanyard. It has important contact information.**
 10. **Wait in line (Queue).**

Sample Two Week Programme:



Summer 2025: St. Marys University, Twickenham

Classic Programme									
Week 1	Wednesday 2 July	Thursday 3 July	Friday 4 July	Saturday 5 July	Sunday 6 July	Monday 7 July	Tuesday 8 July		
07:30	ARRIVAL DAY	Breakfast							
08:45		Break	LONDON EYE AND NATIONAL GALLERY	Break	LONDON NATURAL HISTORY MUS & ROYAL PARKS	Break	LONDON SCIENCE MUS & OXFORD ST		
09:00		Level Test		Class		Class			
10:30		Break		Break		Break			
11:00		Class		Class		Class			
12:30		Lunch	Lunch	Lunch					
14:00		Class	Class	Class					
15:30		Break	Break	Break					
16:00		Class	Packed lunch	Class	Packed lunch	Class	Packed lunch		
17:30		Break	Break	Break	Break				
18:00	Dinner						HARD ROCK CAFE		
20:00	Football	Volleyball	Just Dance	Movie Making	Arts + Crafts				
22:00									
Week 2	Wednesday 9 July	Thursday 10 July	Friday 11 July	Saturday 12 July	Sunday 13 July	Monday 14 July	Tuesday 15 July	Wednesday 16 July	
07:30	Breakfast								
08:45	OPTIONAL DAY	LONDON SOUTHBANK & TATE MODERN	Break	LONDON CAMDEN TOWN & BRITISH MUSEUM	Break	LONDON NAT. PORTRAIT GALLERY, COVENT GARDEN & LEICESTER SQUARE	FLEXCURSION	DEPARTURE DAY	
09:00			Class		Class				Class
10:30			Break		Break				Break
11:00			Class		Class				Class
12:30		Lunch	Lunch	Lunch					
14:00		Class	Class	Class					
15:30		Break	Break	Break					
16:00		Packed lunch	Packed lunch	Class	Packed lunch	Graduation	Packed lunch		Packed lunch
17:30		Break	Break	Break	Break				
18:00		Dinner							
20:00	Basketball	Highland Games	Karaoke	Film Night	Conversation Club	Quiz Night	Capture the Flag		
22:00									

all activities are subject to change depending on weather and other mitigating circumstances

This is a zig-zag campus, so programme may be reversed



www.standrewscollege.com

Live the Language, Love the Language!



Rules & Regulations



Be friendly and polite to all St. Andrew's College Language Schools staff, Campus Staff, Group Leaders and other students.



Be on time for all classes, activities and excursions.



Look after the campus buildings and all facilities. Look after the surroundings and environment.



Common areas and kitchen areas in the accommodation should be kept clean and tidy at all times.



Immediately tell a manager about a personal accident, or if something is broken or not working.



No smoking or vaping – smoking or vaping is not allowed on the campus or in the accommodation.



Any person caught with any illegal drugs will be asked to leave St. Andrew's College Language Schools immediately.



Immediately tell a manager if something is lost or stolen.



Alcohol is not allowed when you are with St Andrew's College Language Schools. Anyone with alcohol will be disciplined in line with St. Andrew's College Language Schools' behaviour policy.



During meal times, canteen trays must be used at all times and should be cleared away.



Be friendly and polite to local people and members of staff who live on campus.



All students must be inside their accommodation by 11pm. The campus must be quiet after 11pm.



Your campus has CCTV.



Put rubbish and litter in bins and leave your room and accommodation clean and tidy.

Positive Behaviour Policy

St Andrew's College Language Schools want all students to have a positive experience.

We will encourage and support good behaviour.

Aims

- To create an environment which encourages and supports good behaviour
- To define acceptable standards of behaviour
- To encourage consistency of response to both positive and negative behaviour
- To promote self-esteem, self-discipline and positive relationships
- To ensure that the St Andrew's College Language Schools' expectations and strategies are widely known and understood by staff, students and group leaders
- To encourage everyone to follow this policy



Standards of Behaviour

In seeking to define acceptable standards of behaviour it is acknowledged that these are goals to be worked towards rather than expectations which are either fulfilled or not. The students bring to our Language courses a wide variety of behaviour patterns based on differences in home values, attitudes and ethnicity.

St Andrew's College Language School staff must work towards standards of behaviour based on the basic principles of honesty, respect, consideration and responsibility. It follows that acceptable standards of behaviour are those which reflect these principles.



Online Safety

Definition of cyberbullying

Cyberbullying is using the internet, email, online games or any digital technology to hurt someone else – such as name calling, spreading rumours, upsetting or humiliating someone else.

Reporting cyberbullying

If this happens to you or someone you know, please talk to the Welfare Coordinator or any other member of staff

S

SAFE

Keep safe by being careful not to give out personal information when you're chatting or posting online. Personal information includes your email address, phone number and password.

M

MEETING

Meeting someone you have only been in touch with online can be dangerous. Only do so with your parents' or carers' permission and even then only when they can be present. Remember online friends are still strangers.

A

ACCEPTING

Accepting emails, IM messages, or opening files, pictures or texts from people you don't know or trust can lead to problems – they may contain viruses or nasty messages!

R

RELIABLE

Someone online might lie about who they are and information on the internet may not be true. Always check information with other websites, books or someone who knows. If you like chatting online it's best to only chat to your real world friends and family.

T

TELL

Tell your parents, carer or a trusted adult if someone or something makes you feel uncomfortable or worried, or if you or someone you know is being bullied online.



Complaints

I am not happy with / I do not like...

... my lessons, my accommodation, my activities or something at St Andrew's College etc.

What should I do?

1. A small problem

Talk to your Welfare Co-ordinator, Director of Studies or Centre Manager (on campus)

2. A big problem

a) Talk to the Director of Studies or Centre Manager (on campus)

b) Talk to the Director of Operations, Simon McMillan: **+44(0)7701022664** (off campus)

c) Write an email to the Director of Operations: Simon McMillan (off campus)













simon.mcmillan@standrewscollege.com

3. Problem not solved

Ask for a meeting with the Director of Operations: Simon McMillan: **+44(0)7701022664** (off campus)

We want to help you!

ABUSIVE (Bad) BEHAVIOUR

	 X	 X	 X
Shouting at people, getting angry.	Threatening people	Ignoring people	Teasing or laughing at people
 X	 X	 X	 X
Staring at people	Forcing someone to give you something.	Discriminating	Sending bad text messages or emails
 X	 X	 X	 X
Bribery	Gossiping or spreading rumours	Bullying	Fighting, hitting, punching.

British Culture



English Language

- The main language spoken throughout the UK is English
- Always try to speak in English
- Different people from different places may have different English accents
- If you do not understand what someone is saying to you, you can say "Could you say that again, please? ...Thank you!"
- People are usually happy to help and you will soon learn new phrases and expressions



Local Customs

There are very few customs that you need to know, but these might help you!

- Queue when waiting for a bus or for service in banks or shops
- Hold the door open for people
- Say "please" and "thank you" when you ask for something or get something
- It is polite to be on time for appointments or when meeting people. If you think you are going to be late, tell someone
- You must also tell someone if you cannot attend class or keep an appointment etc



Shopping

- Shops are usually open from Monday to Saturday, 09:00 to 17:30
- Many shops also open on Sundays
- Most supermarkets are open every day until 20:00 or 21:00 on weekdays and Saturday evenings
- Some shops open, late to 21:00 in the evenings



Money



UK Money in English (STERLING)

Pounds (£) and pence (p)?

£1 = 100p

Examples

£1.00 = one pound, a pound

£5.00 = five pounds etc.

50p = fifty pence or fifty P

£1.50 = one pound, fifty or one, fifty

£25.99 = twenty-five pounds, ninety-nine or twenty-five, ninety-nine

Notes and Coins

Coins = 1p, 2p, 5p, 10p, 20p 50p, £1 & £2

Notes = £1, £5, £10, £20, £50 & £100

Keep your money safe! Always have some money in your pocket, wallet, or purse!



Post

You can post letters and parcels

Where?

In a Post box (letters and postcards) or a Post Office (letters and parcels)

How?

Letters: To post a letter you will need stamps. You can buy stamps in the Post Office or small shops.

Parcels: Take your parcel to the Post Office

- Give it to the assistant to weigh
- Pay the money

How much does it cost?

The cost of post is different for letters, parcels and where the parcel is going to.



Weather

Although the weather in the UK can change, between May and September it is usually warm and sunny and it might rain.

A good idea is to bring a waterproof jacket.

There will be many shops which sell clothes for all weather.



Mobile Phones

- You can buy a sim-card in many small shops and in Mobile Phone shops
- You can buy prepaid sim-cards (you pay first and then you use it) for local (in the UK) and international calls in most small shops
- UK local calls (in the UK) are cheaper between 18:00 and 06:00 Monday - Friday and Saturday - Sunday



Electricity

UK electricity is 240 volts/50 cycles.

The UK uses 13-amp, square pin, fused plugs.

You can buy an adaptor at an electrical shop or a large department store.



Telephones/ Landline

How do I use the UK phone numbers?

To call a UK telephone from outside the UK

0044* + (area code) (0) _ _ _ _ + (number) _ _ _ _ _

E.g. 0044* (0) 1292 826743

To call a UK telephone from inside the UK

(area code) 0 _ _ _ _ + (number) _ _ _ _ _

E.g. 01292 826743

How do I call my country?

To call your country

00 _ _ ** (0) _ _ _ _ _ (area code) + _ _ _ _ _ _ (number)

The UK country code = 0044



Doctors, Dentists & the NHS (National Health Service)

GP (n) - (General Practitioner/Local Doctor/Doctor) for minor illness/injury

GP Surgery/Clinic (n) - The place a GP works

Treatment (n) Treat (v) - (Help & medicine for illness or injury)

Patient (n) - person who needs treatment for illness/injury

Hospital (n) - Place for serious illness/injury

Ward (n) - Place in hospital where you stay (in bed)

Dentist (n) Dental (adj) - treatment for teeth

Optician (n) Optical (adj) - treatment for eyes/sight

Entitled (v) - can have/allowed something by law

Outpatient (n) - patient who has appointments with a doctor in a hospital

Students are entitled to some NHS treatment.

Only treatment given in an NHS Accident and Emergency department might be free of charge.

If the patient has to stay in hospital or is given an outpatient appointment, you might have to pay.

GPs might agree to treat short-stay students for free, but this will usually be limited to emergency treatment that cannot be delayed until the student returns home.

What NHS services are provided free of charge?

If you are entitled to NHS treatment, the following services should be free.

- GP appointment (e.g. visiting a local doctor)
- Emergency and non-emergency treatment in a Hospital

What NHS services might I need to pay for?

Even if you are entitled to NHS treatment, there are some services you might need to pay for:

- Medicines prescribed by GP
- Dental treatment
- Optical treatment

Out of Hours Medical Advice

If you are ill and cannot wait until your GP surgery is open, contact NHS 24: 111 or www.nhs24.com

Doctors

The York Medical Practice, St. John's Health Centre, Oak Lane, Twickenham, Middlesex, TW1 3PA

- Telephone: +44 (0) 20 8744 0220



Nearest Hospital (Accident And Emergency)

West Middlesex University Hospital, Stadium Rd, Twickenham Road Isleworth, TW7 6AF

- Telephone: +44 (0) 20 8560 2121



Dentist

Twickenham Dental Care, 90 Heath Rd, Strawberry Hill, Twickenham TW1 4BW

- Telephone: +44 (0) 20 8744 1944



Religion and Religious Services

There are many religions and faiths represented in the UK.

There are Protestant churches, Roman Catholic and Episcopal churches, Synagogues, Mosques, as well as Hindu and Sikh centres of worship.

A prayer room can also be provided on campus for Muslim students.

St Mary's University Chapel Catholic Church

On campus

Church of St James, Twickenham

61 Pope's Grove, Twickenham TW1 4JZ

The Imam, Hounslow Mosque

1367 Wellington Road South, Hounslow, Middx TW4 5HU



Fire

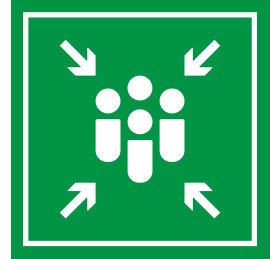
What to do, if you hear a fire alarm

3 things you must know:

1. **The nearest fire escape.**
2. **The nearest fire alarm.**
3. **The assembly point.**

If you are a wheelchair user or have difficulty using the stairs:

1. **Go to the nearest refuge area.**
2. **Use the telephone to let the control room know where you are.**
3. **Wait in the refuge area for further instructions.**



What to do, if you see a fire

1. **Turn on the nearest fire alarm and call 999.**
2. **Give the exact location of the fire.**
3. **Find the nearest fire exit.**
4. **Go to the assembly point.**



FIRE

Fire Alarm

1. Go to Emergency/Fire Exit (walk – do not run / do not take your things)
2. Go to the Meeting/Assembly Point
3. Wait at Meeting Point (X on campus map)
4. Do not leave. We must check that you are safe.

Which Service?	Why?
<p>AMBULANCE Ambulance</p>	A person's needs a doctor now!!
<p>POLICE Police</p>	Very bad Crime
<p>FIRE BRIGADE Fire Brigade</p>	Fire
<p>COAST GUARD Coast Guard</p>	Problem in the water (sea / river / lake)

Question
"Emergency. Which service?"

You Answer

- Ambulance
- Police
- Fire Brigade
- Coast Guard

Questions
Where are you?
What is the problem?
How many people? etc.

You Answer ----

Accidents & First Aid

What should I do?

Please talk to a member of staff at St Andrew's College Language Schools.



Contact us

For further information and bookings contact:

Simon McMillan - Managing Director

Email: simon.mcmillan@standrewscollege.com

Mob: +44 (0)7701 022 664

Tel: +44 (0)1563 521 739

+44 (0) 1412290963

info@standrewscollege.com

standrewscollege.com

St Andrew's College Language Schools Ltd

Suite 405-407, The Pentagon Centre

36 Washington Street

Glasgow G3 8AZ Scotland



